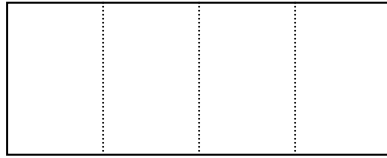
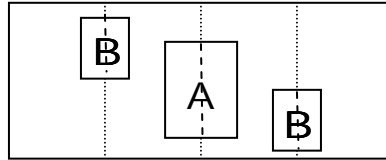


Accordion Card

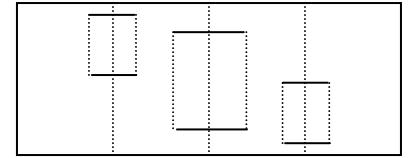
Step 1: 11 x 5 ½ inch
Scored at 2 ¾ inch intervals



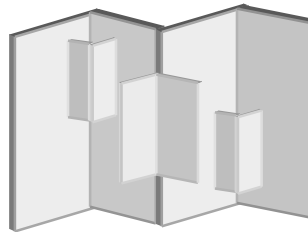
Step 2: Use cardboard templates (scored down the middle and lined up with the scored lines on card) to map out windows.




Step 3: Cut horizontal lines
Score vertical lines



Step 4: Pop forward and back
on the score lines



Cut the windows and reverse mask
to stamp "inside" the window



Mask the "windows" and sponge or
stamp the card



Amy Celona, Stampin' Up! Demonstrator Manager
Impress Me! Team

1115 Thunder Hill Road, Lincoln University, PA 19352

amy@ustamp4fun.com website: www.ustamp4fun.com 610-255-1660